

Product Instructions

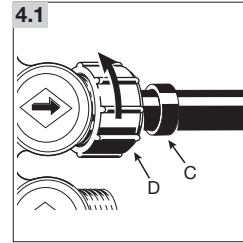
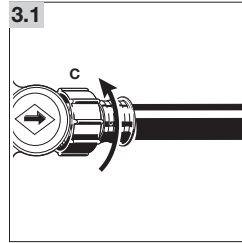
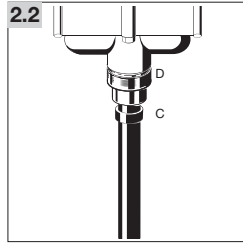
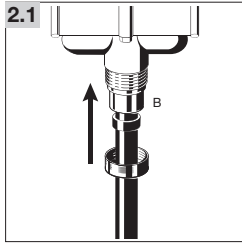
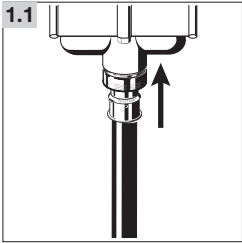
Attaching Viega ManaBloc® Adapters



Viega LLC
585 Interlocken Blvd.
Broomfield, CO 80021

Phone (800) 976-9819
www.viega.us


PI-PF 531333 1123 Attaching ManaBloc Adapters





EN

Attaching Viega ManaBloc Adapters

 Viega products are designed to be installed by licensed and trained plumbing and mechanical professionals who are familiar with Viega products and their installation. **Installation by non-professionals may void Viega LLC's warranty.**

 Zero lead identifies Viega products meeting the lead free requirements of NSF 61-G through testing under NSF/ANSI 372 (0.25% or less maximum weighted average lead content).

 The water supply to the ManaBloc shall be turned off before attempting installation of adapters.

 **CAUTION!**
Use only supplied sealing element.

Install either press or crimp supply adapters per instructions below.

PureFlow Press Supply Adapter

See the [PureFlow Press Supply Adapter Product Instructions](#) for full, detailed steps.

- 1.1 Insert fitting into the desired inlet/outlet port until the fitting flange sets flush with the port. Thread swivel nut onto the ManaBloc inlet/outlet port. Hand tighten only.

 **CAUTION!**
Do not over tighten.

PureFlow Crimp Supply Adapter

See the [PureFlow Crimp Supply Adapter Product Instructions](#) for full, detailed steps.

- 2.1 Ensuring sealing element is in place and clean of any dirt or debris. Wet sealing element with tap water. Insert fitting (B) into desired supply port until the fitting flange sets flush with the port.
- 2.2 Slide the swivel nut (D) over the crimped ring (C) and thread the nut onto the ManaBloc supply port. Hand tighten only.

 **CAUTION!**
Do not over tighten.

EN Product Instructions Attaching Viega ManaBloc Adapters

This document is subject to updates. For the most current Viega technical literature, please visit www.viega.us.

PureFlow Press Port Adapter

See the [PureFlow Press Port Adapter Product Instructions](#) for full, detailed steps.

- 3.1 Thread the swivel nut (C) onto the ManaBloc port. Hand-tighten only. Open the port valve(s) before turning on the main water supply.

 **CAUTION!**
Do not over tighten.

PureFlow Crimp Port Adapter

See the [PureFlow Crimp Port Adapter Product Instructions](#) for full, detailed steps.

- 4.1 Slide the swivel nut (D) over the crimped ring (C) and thread the nut onto the ManaBloc port. Hand tighten only. Open the port valve(s) before turning on the main water supply.

 **CAUTION!**
Do not over tighten.