





Viega® MegaPress® Pipe Preparation Guide

Description	Different kinds of pipe surface	Prep necessary Yes / No	Surface after prepping	Comments
pipe without lacquer		No		If the pipe has no lacquer and there is no rust on the surface and the surface is smooth no preparing is necessary.
pipe with lacquer		Yes		If the pipe is coated with lacquer the lacquer has to be smoothed. It is not necessary to completely remove the lacquer.
pipe with black shellac		Yes		If the pipe is coated with black lacquer the lacquer has to be smoothed. It is not necessary to completely remove the lacquer.
pipe with rust		Yes		If the pipe has no lacquer and there is a rust film on the surface the surface has to be prepped until the rust film is removed and the pipe surface is smooth.
		No		The epoxy coating must be reduced to allow the pipe to be inserted into the fitting.
		No		If the pipe is cataphoretic painted (KTL) and the surface is smooth it is not necessary to prep the pipe. If there are scratches on the KTL the surface has to be smoothed.

Viega products are designed to be installed by licensed and trained plumbing and mechanical professionals who are familiar with Viega products and their installation. **Installation by non-professionals may void Viega LLC's warranty.**

This document is subject to updates. For the most current Viega technical literature please visit www.viega.us.

Viega LLC • 585 Interlocken Blvd. • Broomfield, CO 80021 • Phone (800) 976-9819 • www.viega.us